



MetroWest+

Portishead Branch Line (MetroWest Phase 1)

TR040011

Applicant: North Somerset District Council

2.9 Longitudinal Profile of Railway Alignment (Section Plans)

Author: Womble Bond Dickinson (UK) LLP

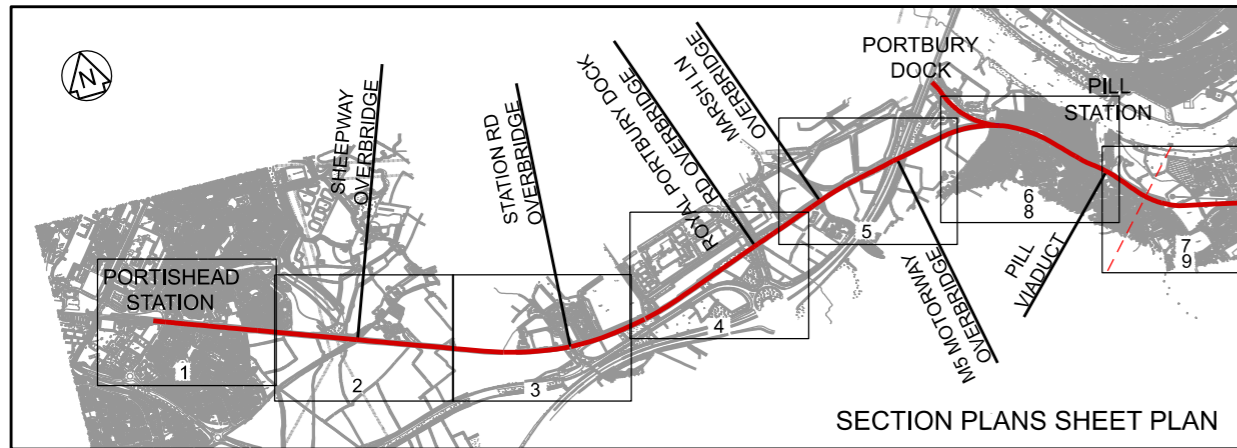
Version: 2

Date: September 2021



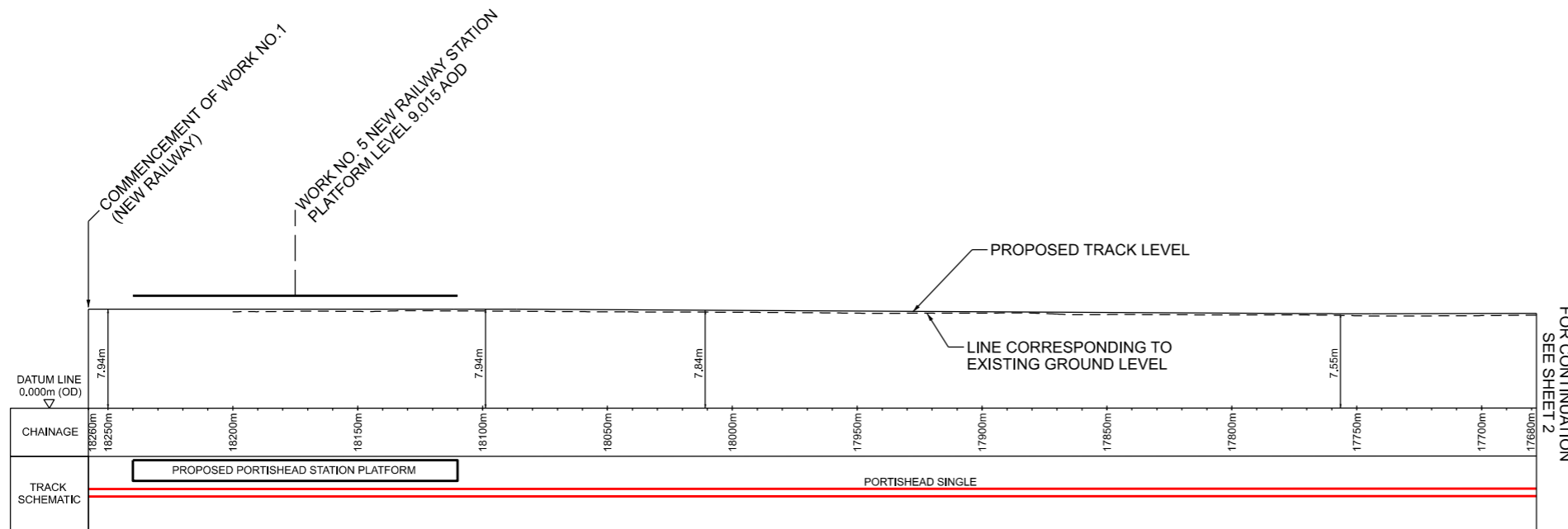
Document Index

Version	Date	Status of version	Document Index	Document Revision	Changes
1	19 November 2019	Application	2.9 Longitudinal Profile of Railway Alignment Section Plans -Sheets 1 to 9 W1097B-ARP-DRG-ETR-001301-001309 Rev A03	-	-
2	20 September 2021		2.9 Longitudinal Profile of Railway Alignment Section Plans -Sheets 1 to 9 W1097B-ARP-DRG-ETR-001301 Rev A03 W1097B-ARP-DRG-ETR-001302-001309 Rev A03	A04 N/A	Trinity Primary School Bridge and associated works removed.

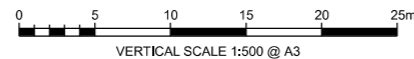


SECTION PLANS SHEET PLAN

SECTION WORK NO. 1
(NEW RAILWAY)



FOR CONTINUATION
SEE SHEET 2



LIST OF WORKS SHOWN
ON THIS DRAWING

- WORK NO. 1 - NEW RAILWAY
- WORK NO. 5 - NEW RAILWAY STATION

Legend/Notes

- FOR CORRESPONDING WORKS PLAN SEE WORKS PLAN SHEET 1 (REF. DRAWING NO. 674946.BQ.42.01-301).
- FOR NON-SUPERELEVATED TRACK, LOWER SURFACE OF RAIL USED TO INDICATE PROPOSED LEVELS.
- WHEN THE TRACK HAS SUPERELEVATION (CANT), AN AVERAGE LEVEL IS SHOWN.

NOTE: THIS DRAWING IS BASED ON THE ORIGINAL ARUP DRAWING. AMENDMENTS MADE BY NETWORK RAIL FOR 2021 DCO PLANNING APPLICATION.

Rev	Date	Description of Revisions	Drawn	Chkd	Appr	Suitability
A03	23/09/19	FOR DCO APPLICATION	JB	RS	RS	
A04	10/09/21	NR AMENDMENTS FOR DCO PLANNING APPLICATION	RR	RB	RB	

Status: FIT FOR INFORMATION S2



Contractor(s)

Project: METROWEST PHASE 1

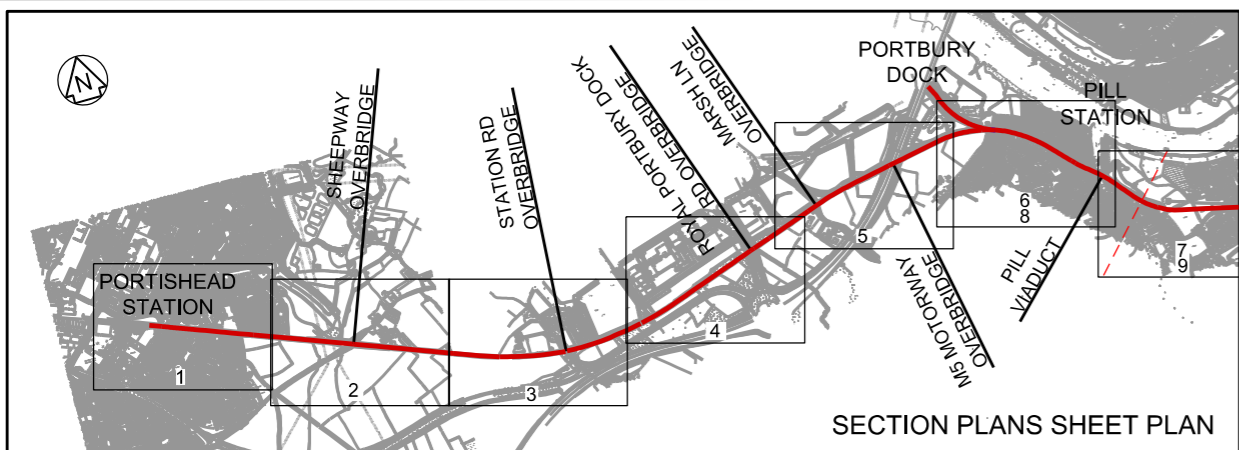
Drawing Title: LONGITUDINAL PROFILE OF RAILWAY ALIGNMENT SECTIONS PLANS - SHEET 1

Designed	-	Signed	Date	-
Drawn	R. Raj	Signed	Date	10/09/21
Checked	R. Buckby	Signed	Date	10/09/21
Approved	R. Buckby	Signed	Date	10/09/21

Scale(s): As Shown
Route Section: ELR & Mileage
POD: 129M 00ch

Alternative Reference: 000000-NWR-WST-POD-DRG-ETR-001301
Sheet: 1 of 9

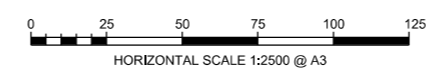
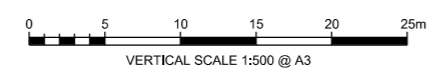
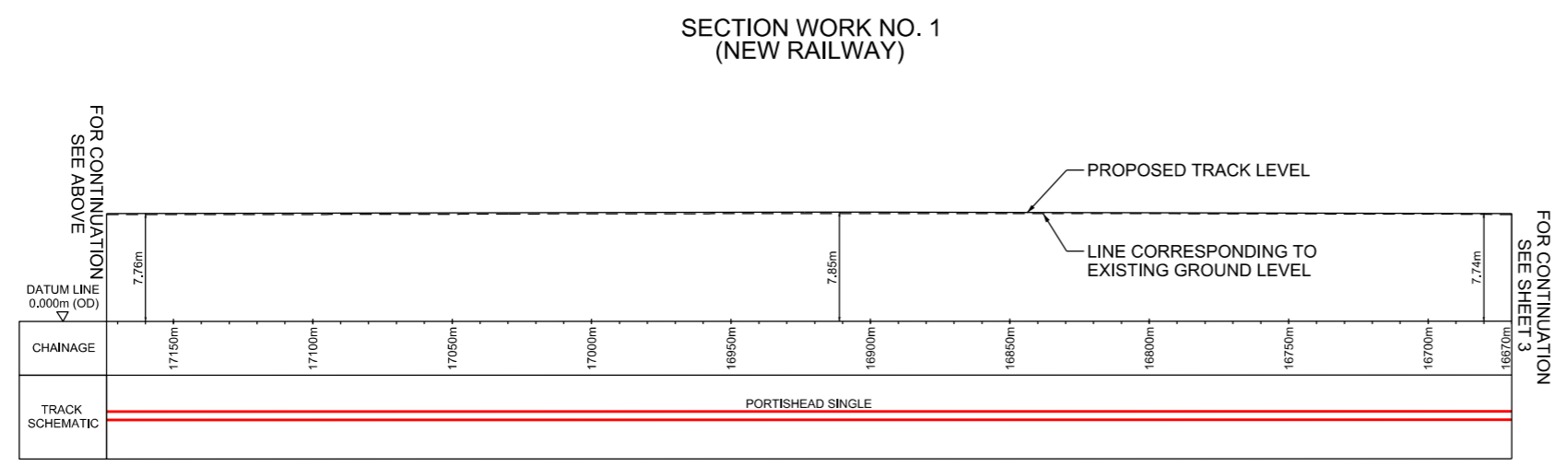
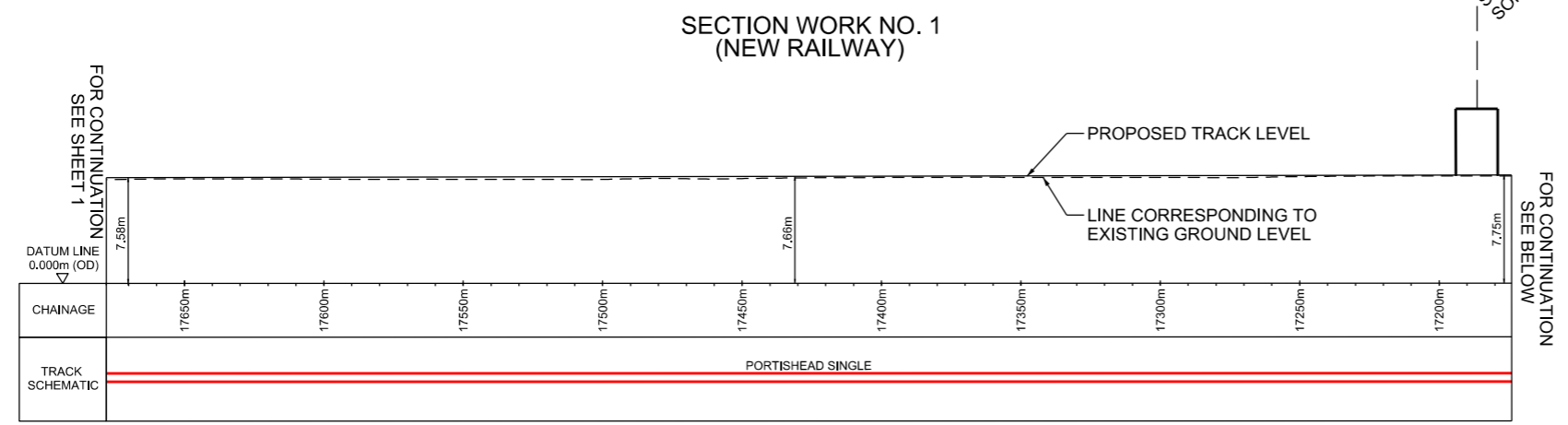
Drawing Number: W1097B-ARP-DRG-ETR-001301
Revision: A04



LIST OF WORKS SHOWN ON THIS DRAWING

WORK NO. 1 - NEW RAILWAY

- Legend/Notes
1. FOR CORRESPONDING WORKS PLAN SEE WORKS PLAN SHEET 1 (REF. DRAWING NO. 674946.BQ.42.01-302).
 2. FOR NON-SUPERELEVATED TRACK, LOWER SURFACE OF RAIL USED TO INDICATE PROPOSED LEVELS.
 3. WHEN THE TRACK HAS SUPERELEVATION (CANT), AN AVERAGE LEVEL IS SHOWN.



Rev	Date	Description of Revisions	Drawn	Chkd	Appr	Suitability
A03	23/09/19	FOR DCO APPLICATION	JB	RS	RS	
Status						FIT FOR INFORMATION
						S2



Contractor(s)

ARUP 63 St Thomas Street
Bristol BS1 6JZ
Tel +44(0)117 976 5432 Fax +44(0)117 976 5433
www.arup.com

Project **METROWEST PHASE 1**

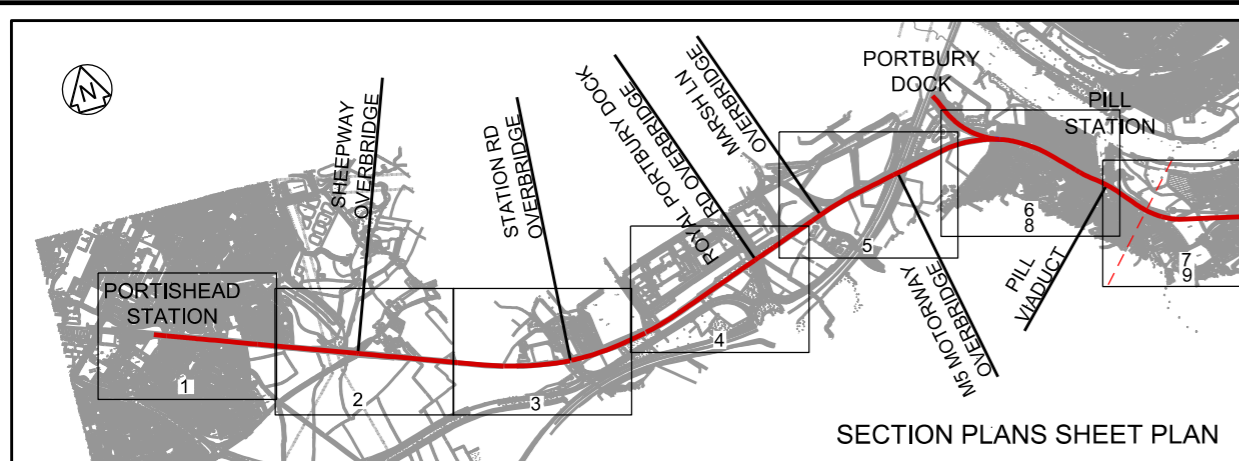
Drawing Title **LONGITUDINAL PROFILE OF RAILWAY ALIGNMENT SECTIONS PLANS - SHEET 2**

Designed	J. BACINSKI	Signed	Date	23/09/19
Drawn	J. BACINSKI	Signed	Date	23/09/19
Checked	R. SNELL	Signed	Date	23/09/19
Approved	R. SNELL	Signed	Date	23/09/19

Scale(s) **As Shown** Route Section **POD** ELR & Mileage **128M 30ch**

Alternative Reference Sheet **2 of 9**

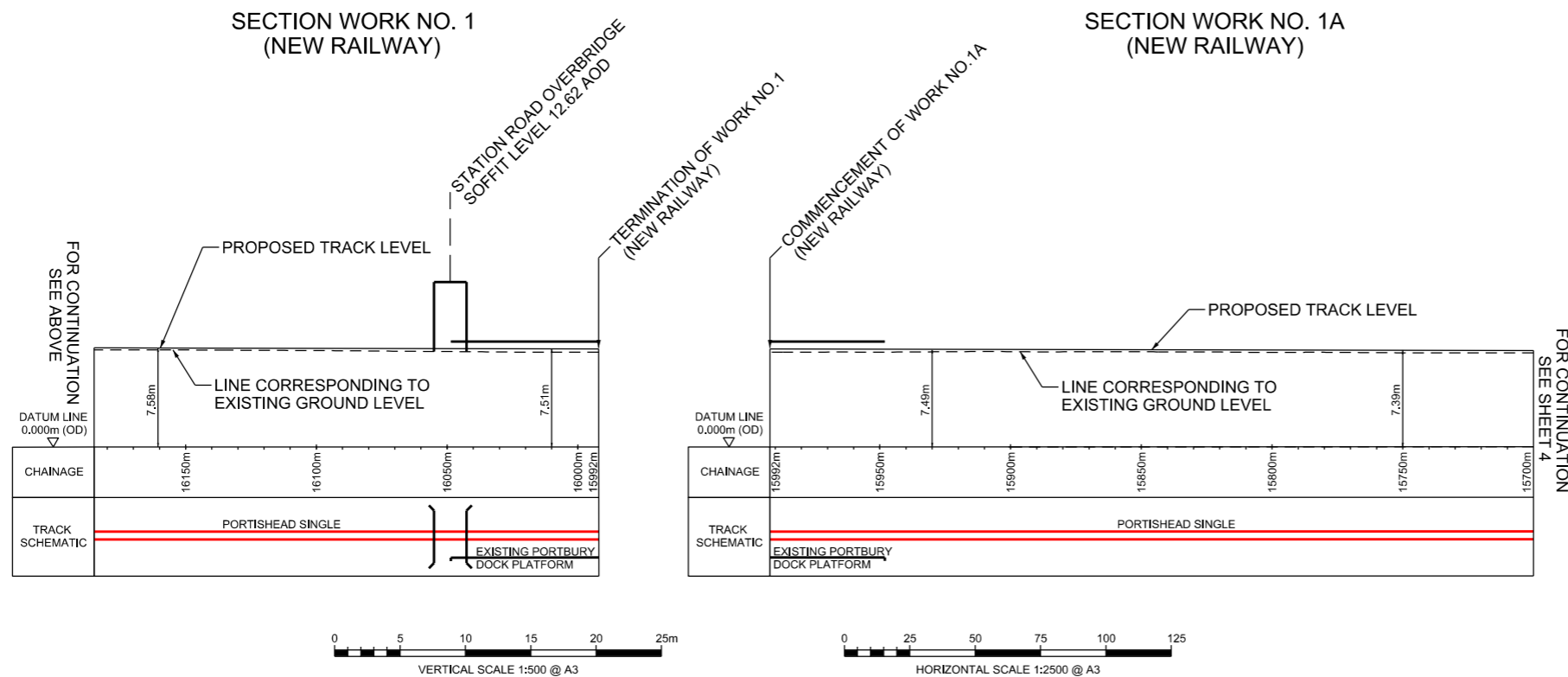
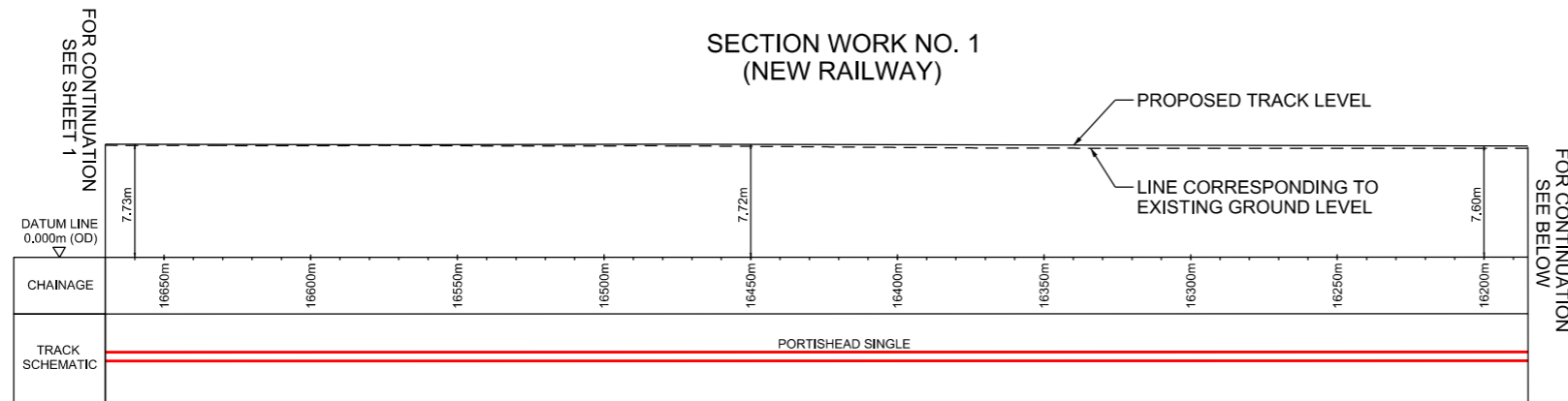
Drawing Number **W1097B-ARP-DRG-ETR-001302** Revision **A03**



LIST OF WORKS SHOWN ON THIS DRAWING

WORK NO. 1 - NEW RAILWAY
 WORK NO. 1A - NEW RAILWAY

- Legend/Notes
1. FOR CORRESPONDING WORKS PLAN SEE WORKS PLAN SHEET 1 (REF. DRAWING NO. 674946.BQ.42.01-303).
 2. FOR NON-SUPERELEVATED TRACK, LOWER SURFACE OF RAIL USED TO INDICATE PROPOSED LEVELS.
 3. WHEN THE TRACK HAS SUPERELEVATION (CANT), AN AVERAGE LEVEL IS SHOWN.



Rev	Date	Description of Revisions	Drawn	Chkd	Appr	Suitability
A03	23/09/19	FOR DCO APPLICATION	JB	RS	RS	
Status						FIT FOR INFORMATION
						S2



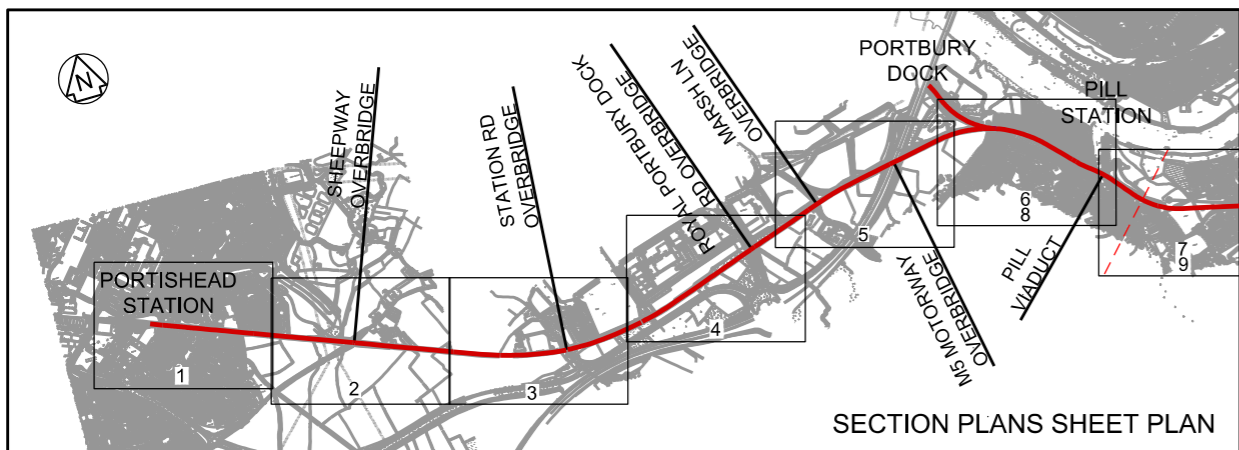
Contractor(s)

ARUP
 63 St Thomas Street
 Bristol BS1 6JZ
 Tel +44(0)117 976 5432 Fax +44(0)117 976 5433
 www.arup.com

Project **METROWEST PHASE 1**

Drawing Title **LONGITUDINAL PROFILE OF RAILWAY ALIGNMENT SECTIONS PLANS - SHEET 3**

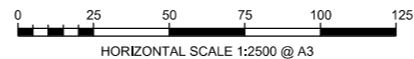
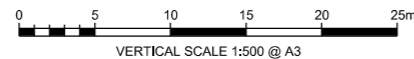
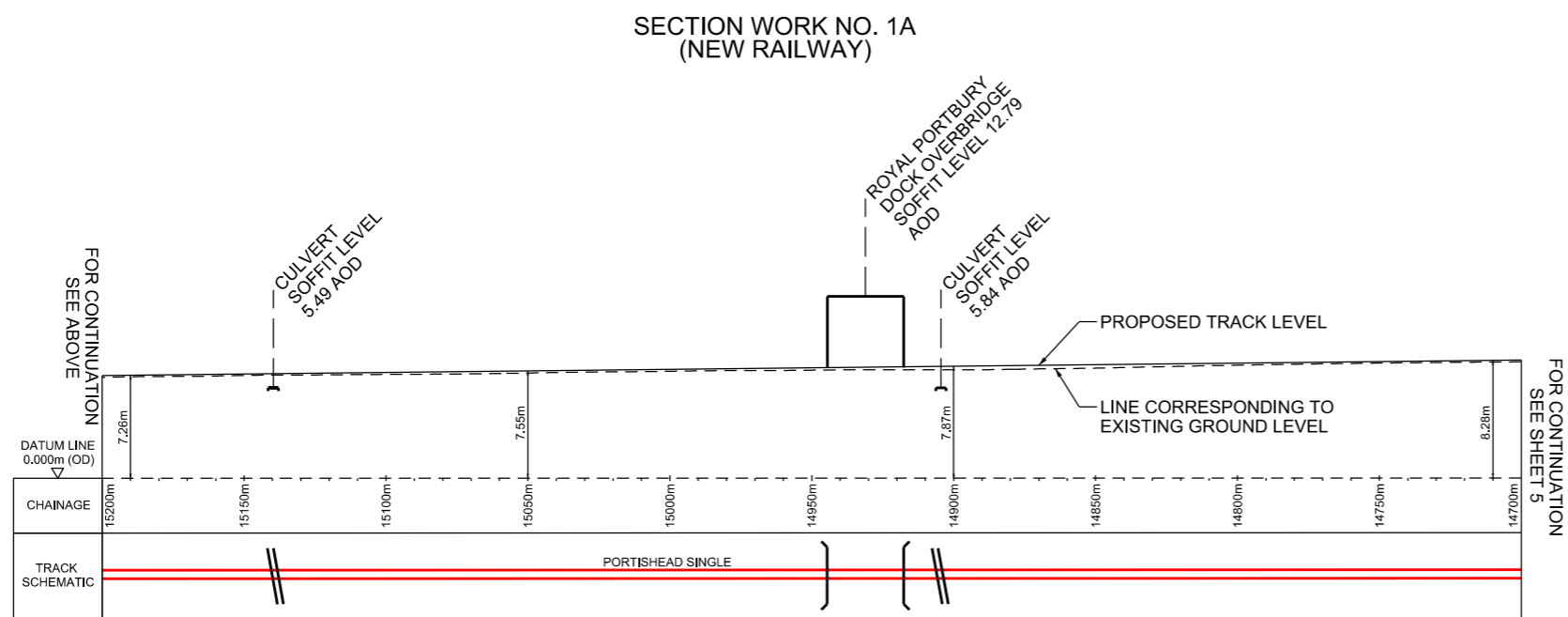
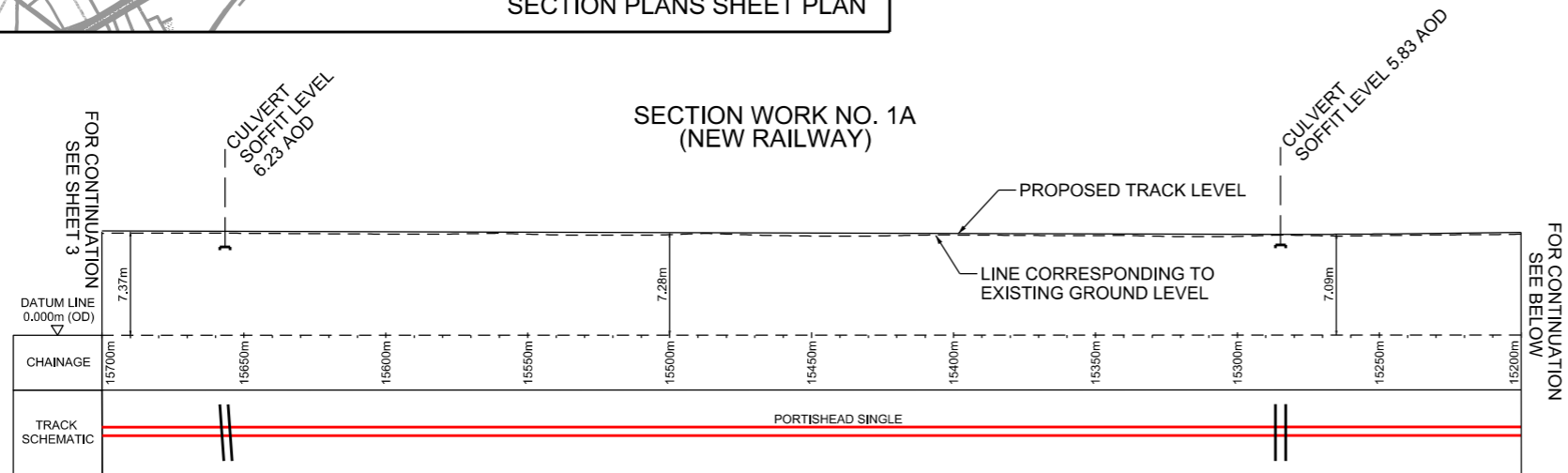
Designed	J. BACINSKI	Signed	Date	23/09/19
Drawn	J. BACINSKI	Signed	Date	23/09/19
Checked	R. SNELL	Signed	Date	23/09/19
Approved	R. SNELL	Signed	Date	23/09/19
Scale(s)	As Shown	Route Section	ELR & Mileage	POD 127M 62ch
Alternative Reference		Sheet	3 of 9	
Drawing Number	W1097B-ARP-DRG-ETR-001303			Revision
				A03



LIST OF WORKS SHOWN ON THIS DRAWING

WORK NO. 1A - NEW RAILWAY

- Legend/Notes
1. FOR CORRESPONDING WORKS PLAN SEE WORKS PLAN SHEET 1 (REF. DRAWING NO. 674946.BQ.42.01-304).
 2. FOR NON-SUPERELEVATED TRACK, LOWER SURFACE OF RAIL USED TO INDICATE PROPOSED LEVELS.
 3. WHEN THE TRACK HAS SUPERELEVATION (CANT), AN AVERAGE LEVEL IS SHOWN.



Rev	Date	Description of Revisions	Drawn	Chkd	Appr	Suitability
A03	23/09/19	FOR DCO APPLICATION	JB	RS	RS	
FIT FOR INFORMATION						S2



Contractor(s)

ARUP

63 St Thomas Street
Bristol BS1 6JZ
Tel +44(0)117 976 5432 Fax +44(0)117 976 5433
www.arup.com

Project **METROWEST PHASE 1**

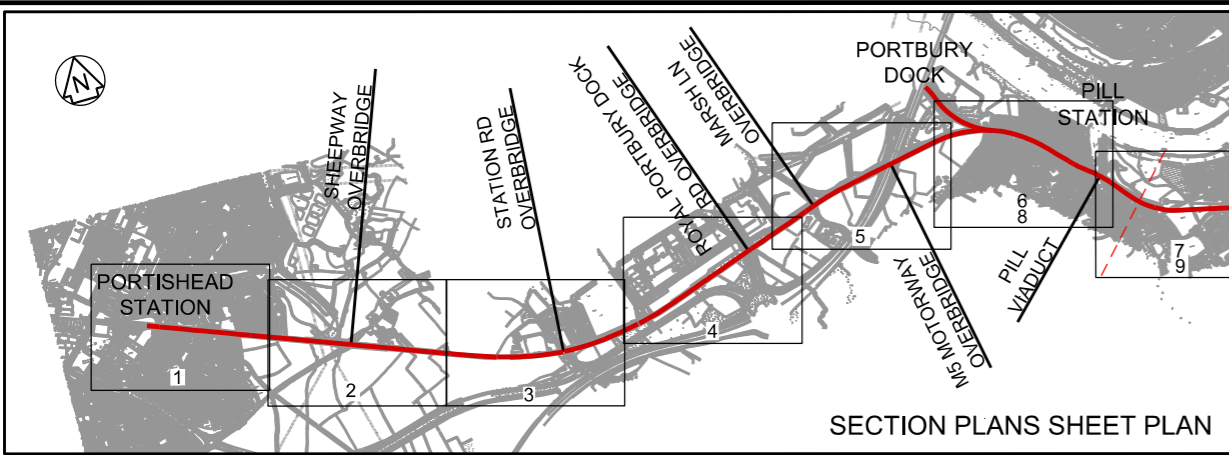
Drawing Title **LONGITUDINAL PROFILE OF RAILWAY ALIGNMENT SECTIONS PLANS - SHEET 4**

Designed	J. BACINSKI	Signed	Date	23/09/19
Drawn	J. BACINSKI	Signed	Date	23/09/19
Checked	R. SNELL	Signed	Date	23/09/19
Approved	R. SNELL	Signed	Date	23/09/19

Scale(s) **As Shown** Route Section **ELR & Mileage** **POD 127M 12ch**

Alternative Reference **Sheet 4 of 9**

Drawing Number **W1097B-ARP-DRG-ETR-001304** **A03**

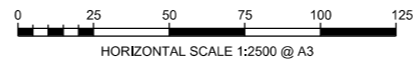
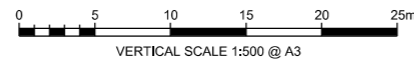
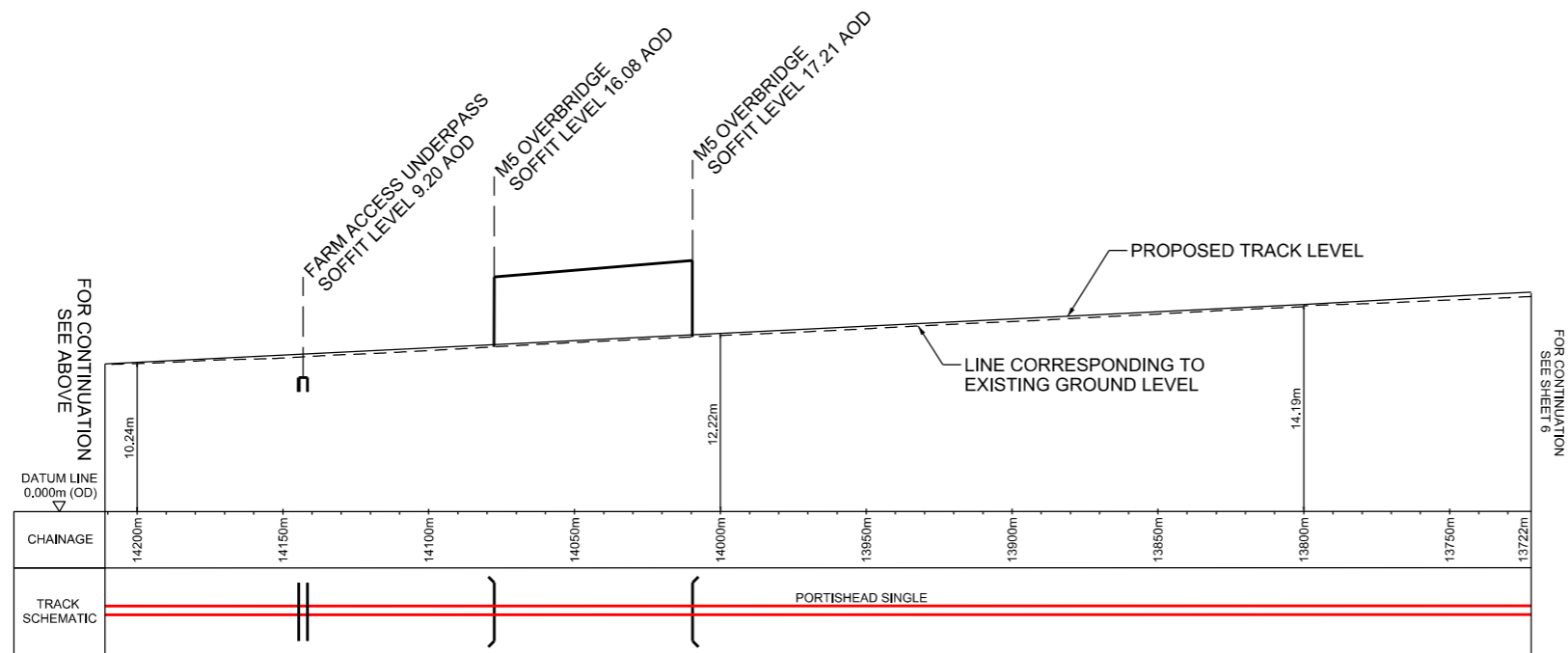
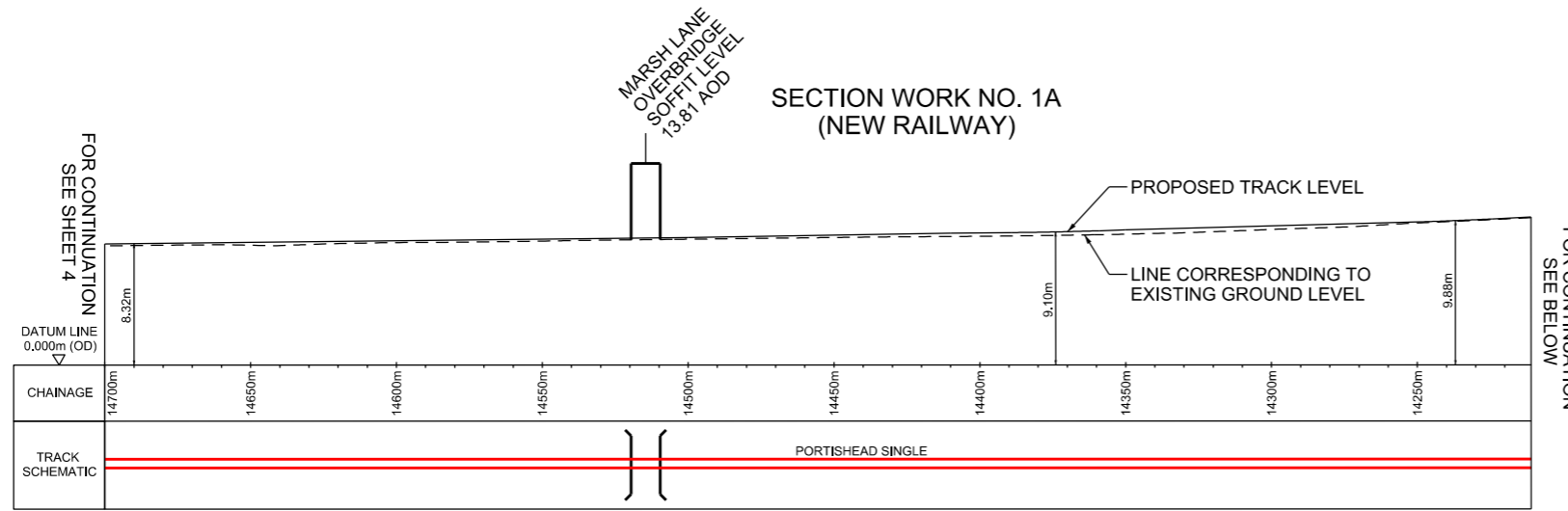


LIST OF WORKS SHOWN ON THIS DRAWING

WORK NO. 1A - NEW RAILWAY

Legend/Notes

1. FOR CORRESPONDING WORKS PLAN SEE WORKS PLAN SHEET 1 (REF. DRAWING NO. 674946.BQ.42.01-305).
2. FOR NON-SUPERELEVATED TRACK, LOWER SURFACE OF RAIL USED TO INDICATE PROPOSED LEVELS.
3. WHEN THE TRACK HAS SUPERELEVATION (CANT), AN AVERAGE LEVEL IS SHOWN.



Rev	Date	Description of Revisions	Drawn	Chkd	Appr	Suitability
A03	23/09/19	FOR DCO APPLICATION	JB	RS	RS	
FIT FOR INFORMATION						S2



Contractor(s)

ARUP 63 St Thomas Street
Bristol BS1 6JZ
Tel +44(0)117 976 5432 Fax +44(0)117 976 5433
www.arup.com

Project **METROWEST PHASE 1**

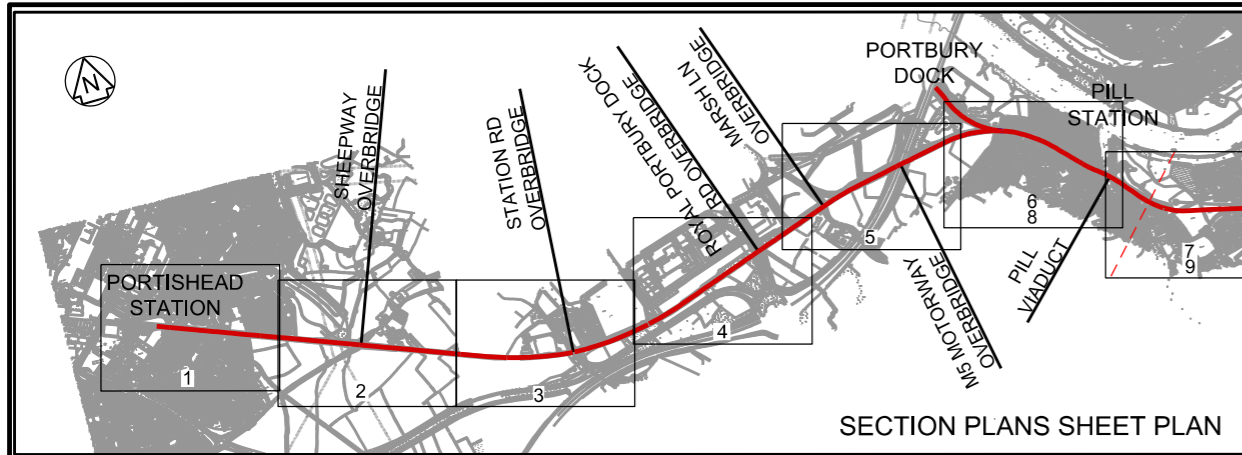
Drawing Title **LONGITUDINAL PROFILE OF RAILWAY ALIGNMENT SECTIONS PLANS - SHEET 5**

Designed	J. BACINSKI	Signed	Date	23/09/19
Drawn	J. BACINSKI	Signed	Date	23/09/19
Checked	R. SNELL	Signed	Date	23/09/19
Approved	R. SNELL	Signed	Date	23/09/19

Scale(s) **As Shown** Route Section **POD 120M 44ch** ELR & Mileage

Alternative Reference Sheet **5 of 9**

Drawing Number **W1097B-ARP-DRG-ETR-001305** A03

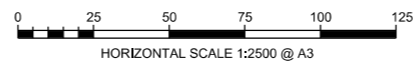
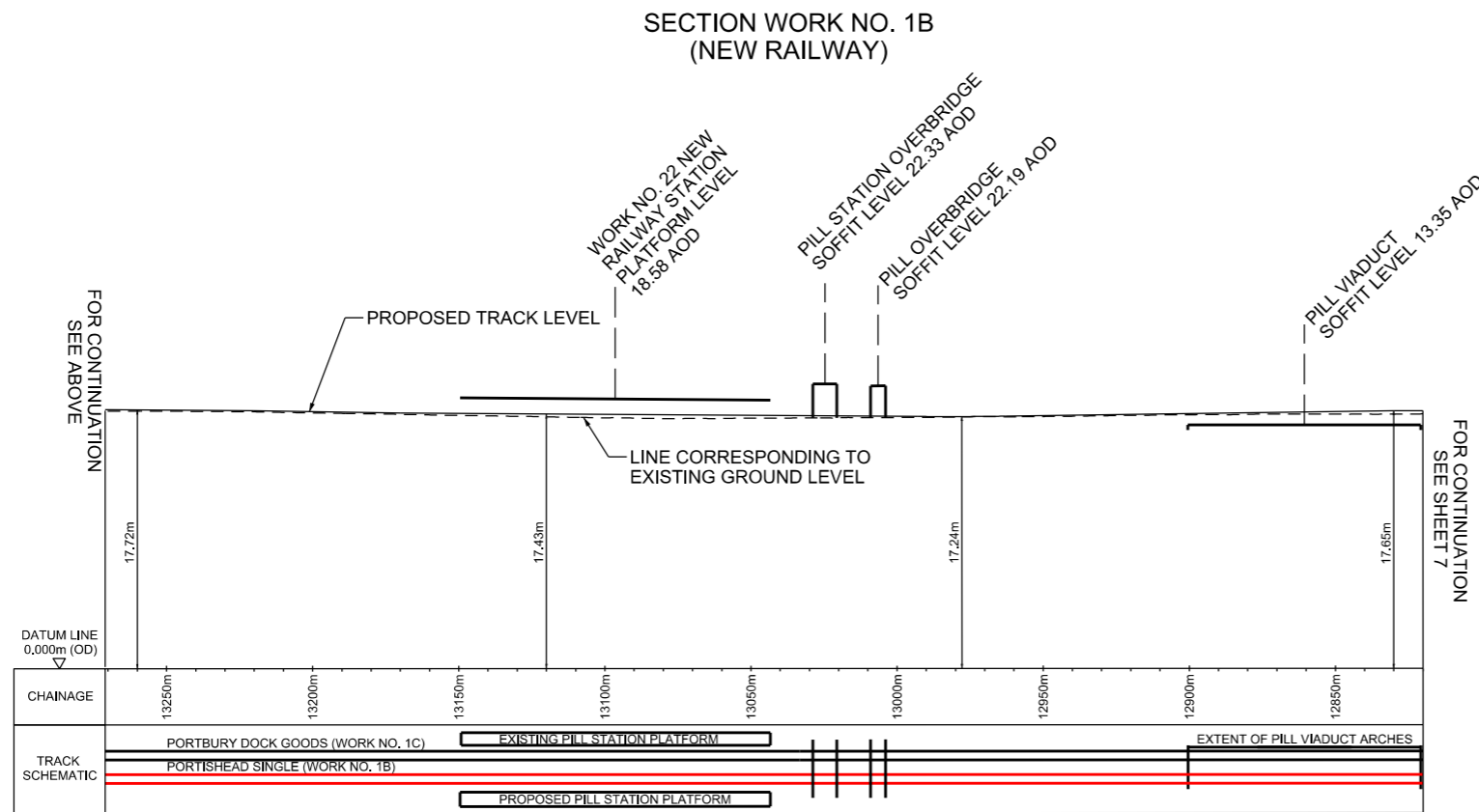
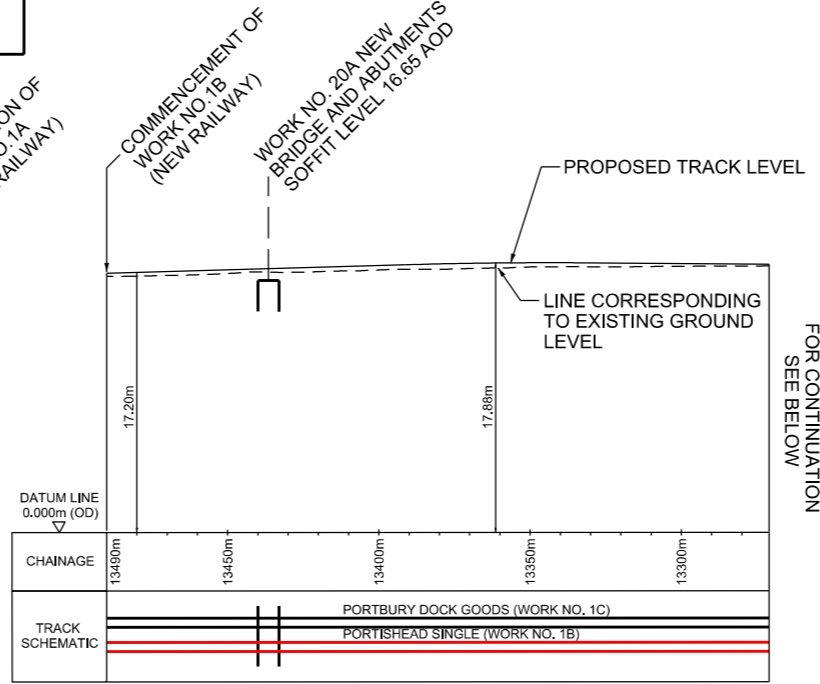
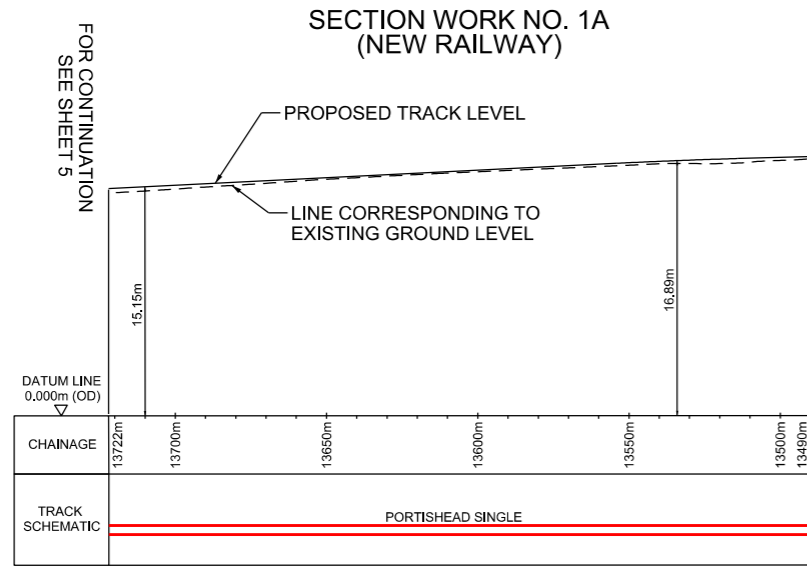


LIST OF WORKS SHOWN ON THIS DRAWING

WORK NO. 1A - NEW RAILWAY
 WORK NO. 1B - NEW RAILWAY
 WORK NO. 22 - NEW RAILWAY STATION
 WORK NO. 20A - NEW BRIDGE AND ABUTMENTS

Legend/Notes

- FOR CORRESPONDING WORKS PLAN SEE WORKS PLAN SHEET 1 (REF. DRAWING NO. 674946.BQ.42.01-306).
- FOR NON-SUPERELEVATED TRACK, LOWER SURFACE OF RAIL USED TO INDICATE PROPOSED LEVELS.
- WHEN THE TRACK HAS SUPERELEVATION (CANT), AN AVERAGE LEVEL IS SHOWN.



Rev	Date	Description of Revisions	Drawn	Chkd	Appr	Suitability
A03	23/09/19	FOR DCO APPLICATION	JB	RS	RS	
Status						S2

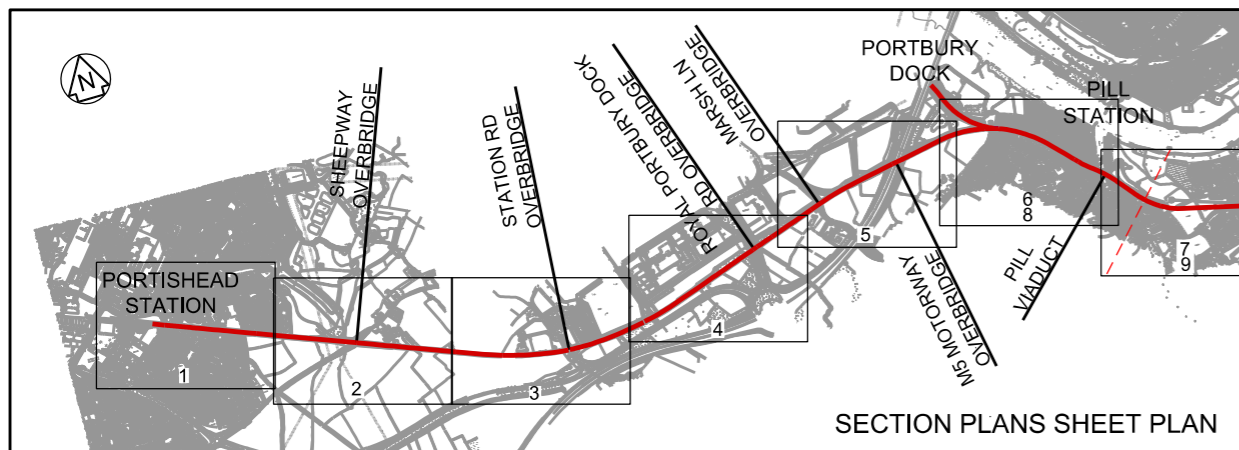


ARUP 63 St Thomas Street
 Bristol BS1 6JZ
 Tel +44(0)117 976 5432 Fax +44(0)117 976 5433
 www.arup.com

Contractor(s)
 Project **METROWEST PHASE 1**

Drawing Title **LONGITUDINAL PROFILE OF RAILWAY ALIGNMENT SECTIONS PLANS - SHEET 6**

Designed	J. BACINSKI	Signed	Date	23/09/19
Drawn	J. BACINSKI	Signed	Date	23/09/19
Checked	R. SNELL	Signed	Date	23/09/19
Approved	R. SNELL	Signed	Date	23/09/19
Scale(s)	As Shown	Route Section	ELR & Mileage	POD 125M 79ch
Alternative Reference		Sheet	6 of 9	
Drawing Number	W1097B-ARP-DRG-ETR-001306			Revision
				A03



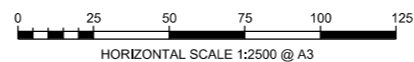
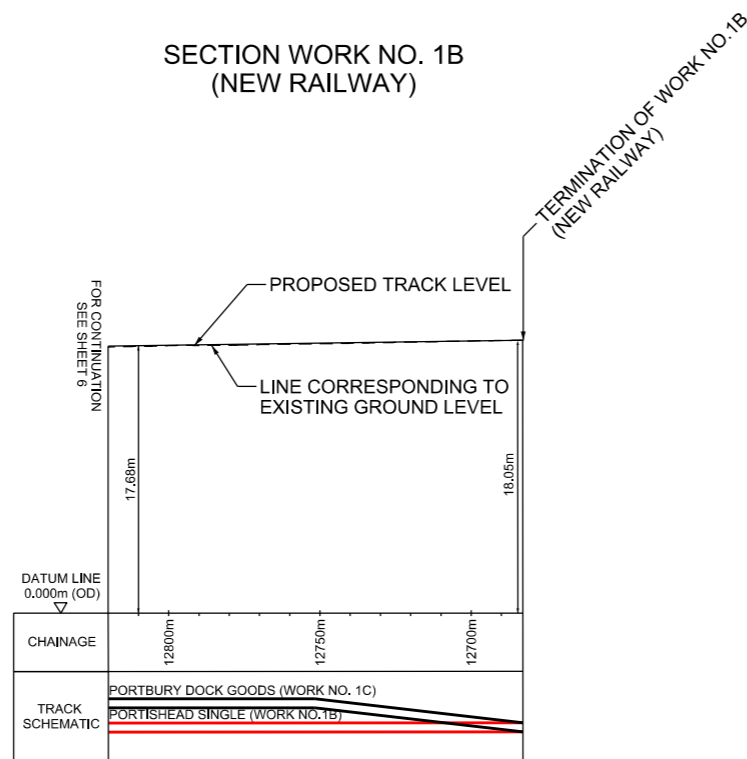
LIST OF WORKS SHOWN ON THIS DRAWING

WORK NO. 1B - NEW RAILWAY

Legend/Notes

1. FOR CORRESPONDING WORKS PLAN SEE WORKS PLAN SHEET 1 (REF. DRAWING NO. 674946.BQ.42.01-307).
2. FOR NON-SUPERELEVATED TRACK, LOWER SURFACE OF RAIL USED TO INDICATE PROPOSED LEVELS.
3. WHEN THE TRACK HAS SUPERELEVATION (CANT), AN AVERAGE LEVEL IS SHOWN.

SECTION WORK NO. 1B
(NEW RAILWAY)



Rev	Date	Description of Revisions	Drawn	Chkd	Appr
A03	23/09/19	FOR DCO APPLICATION	JB	RS	RS
Status					Suitability
FIT FOR INFORMATION					S2



Contractor(s)

ARUP
63 St Thomas Street
Bristol BS1 6JZ
Tel +44(0)117 976 5432 Fax +44(0)117 976 5433
www.arup.com

Project

METROWEST PHASE 1

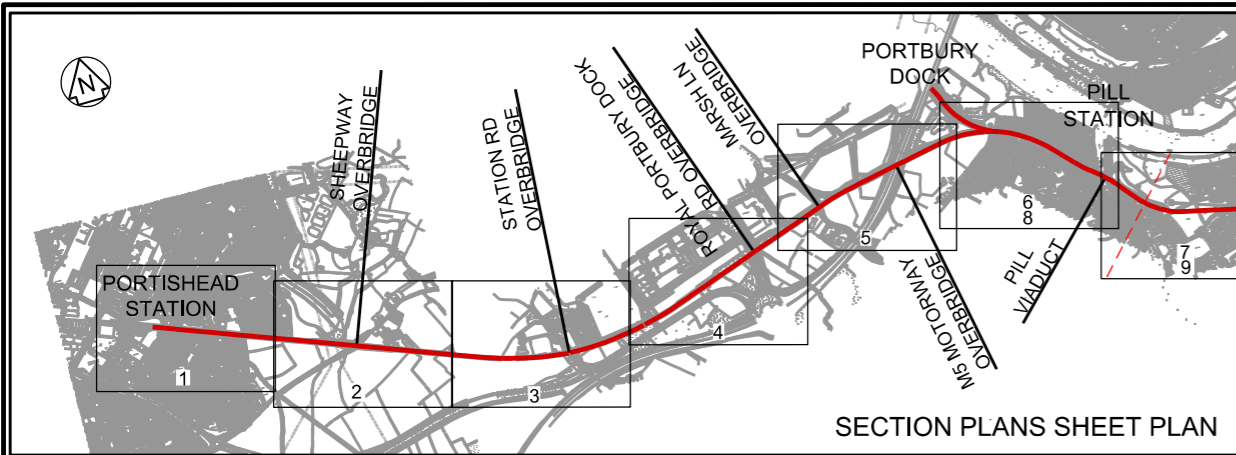
Drawing Title

LONGITUDINAL PROFILE OF
RAILWAY ALIGNMENT
SECTIONS PLANS - SHEET 7

Designed	J. BACINSKI	Signed	Date	23/09/19
Drawn	J. BACINSKI	Signed	Date	23/09/19
Checked	R. SNELL	Signed	Date	23/09/19
Approved	R. SNELL	Signed	Date	23/09/19
Scale(s)	As Shown	Route Section	ELR & Mileage	POD 125M 68ch
Alternative Reference	Sheet			7 of 9
Revision	Revision			A03

Drawing Number
W1097B-ARP-DRG-ETR-001307

Sheet Size A3 297 x 420



SECTION PLANS SHEET PLAN

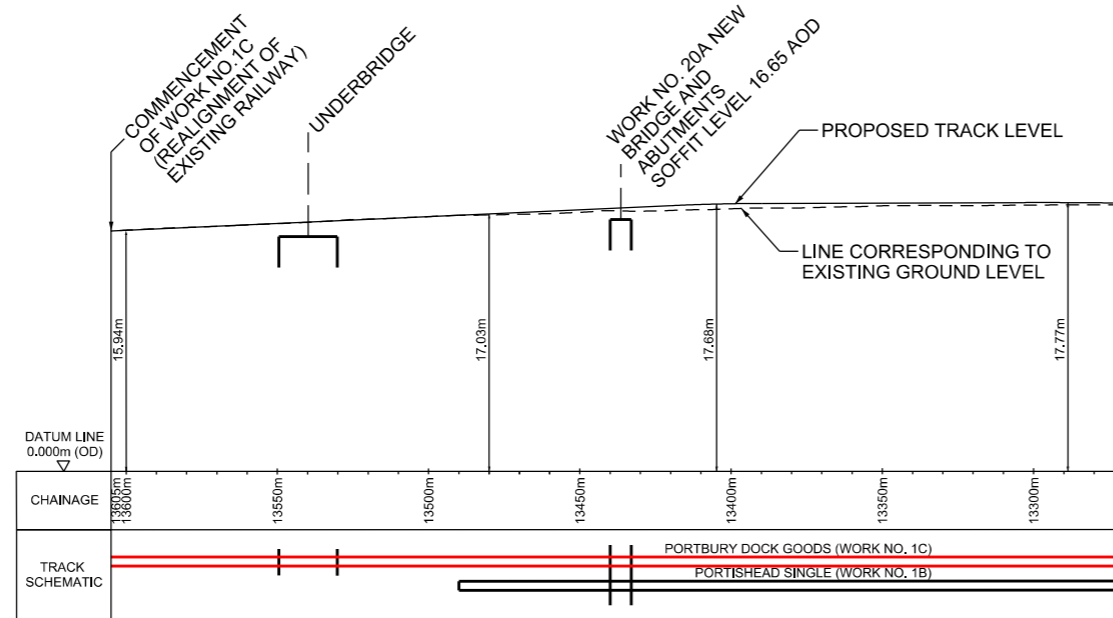
LIST OF WORKS SHOWN ON THIS DRAWING

- WORK NO. 1C - REALIGNMENT OF EXISTING RAILWAY
- WORK NO. 22 - NEW RAILWAY STATION
- WORK NO. 20A - NEW BRIDGE AND ABUTMENTS

Legend/Notes

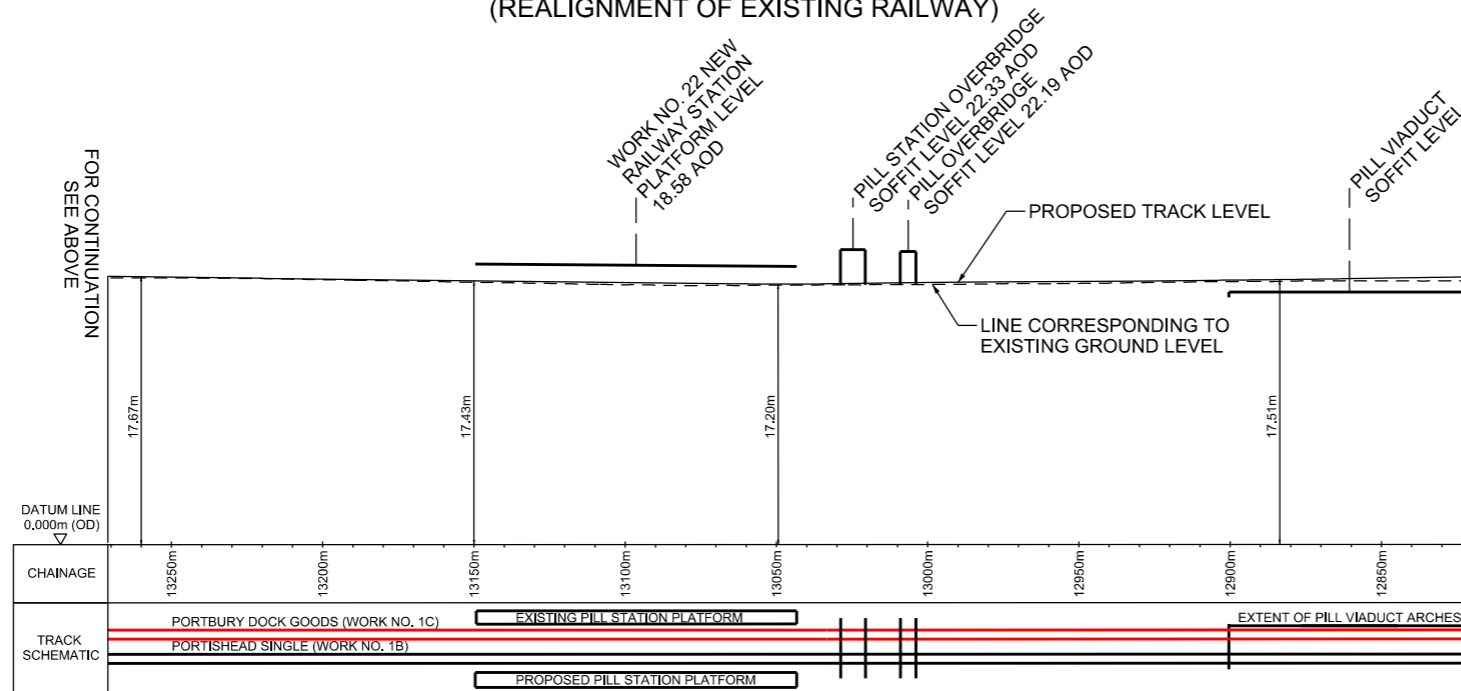
1. FOR CORRESPONDING WORKS PLAN SEE WORKS PLAN SHEET 1 (REF. DRAWING NO. 674946.BQ.42.01-306).
2. FOR NON-SUPERELEVATED TRACK, LOWER SURFACE OF RAIL USED TO INDICATE PROPOSED LEVELS.
3. WHEN THE TRACK HAS SUPERELEVATION (CANT), AN AVERAGE LEVEL IS SHOWN.

SECTION WORK NO. 1C (REALIGNMENT OF EXISTING RAILWAY)



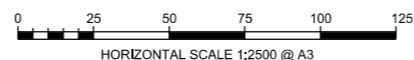
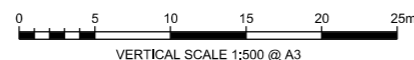
FOR CONTINUATION SEE BELOW

SECTION WORK NO. 1C (REALIGNMENT OF EXISTING RAILWAY)



FOR CONTINUATION SEE ABOVE

FOR CONTINUATION SEE SHEET 9



Rev	Date	Description of Revisions	Drawn	Chkd	Appr	Suitability
A04	05/11/19	FOR DCO APPLICATION				
Status						FIT FOR INFORMATION
						S2



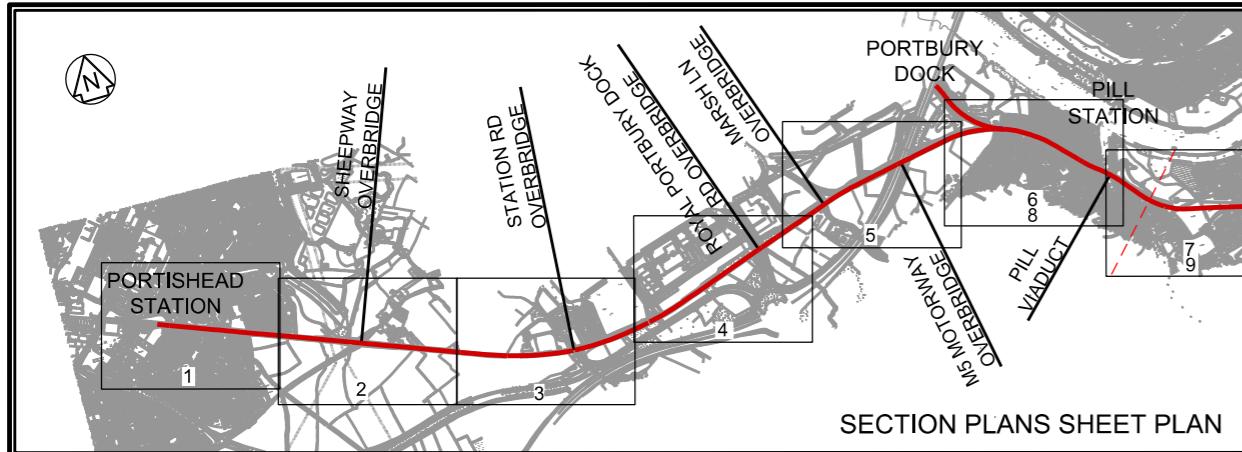
Contractor(s)

ARUP
 63 St Thomas Street
 Bristol BS1 6JZ
 Tel +44(0)117 976 5432 Fax +44(0)117 976 5433
 www.arup.com

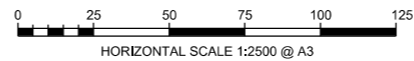
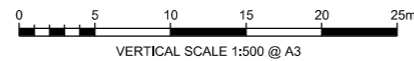
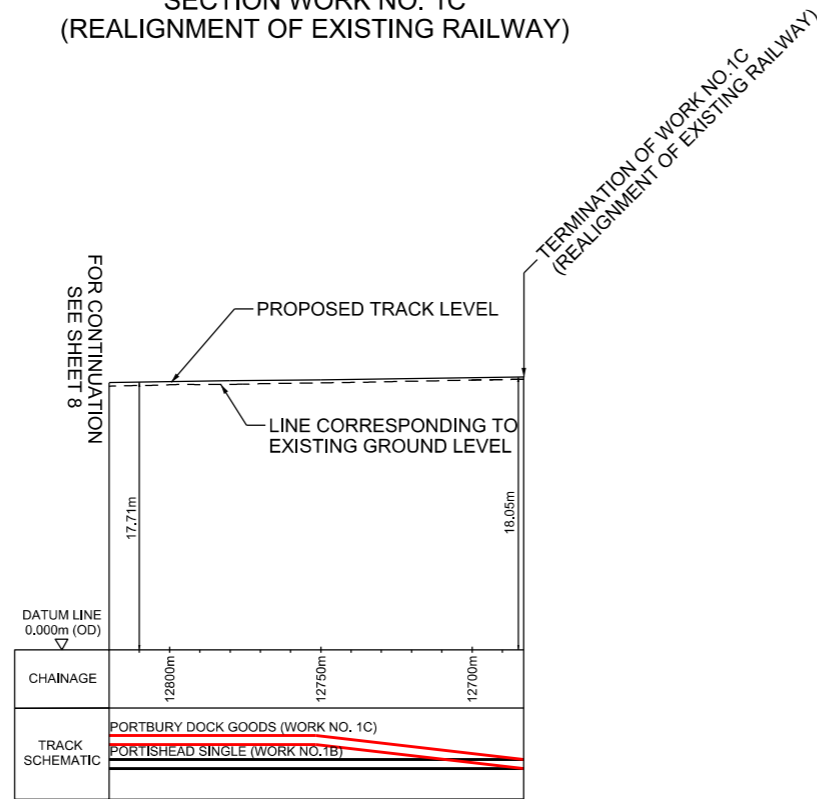
Project **METROWEST PHASE 1**

Drawing Title **LONGITUDINAL PROFILE OF RAILWAY ALIGNMENT SECTIONS PLANS - SHEET 8**

Designed	J. BACINSKI	Signed	Date	05/11/19
Drawn	J. BACINSKI	Signed	Date	05/11/19
Checked	R. SNELL	Signed	Date	05/11/19
Approved	R. SNELL	Signed	Date	05/11/19
Scale(s)	As Shown	Route Section	ELR & Mileage	POD 125M 79ch
Alternative Reference		Sheet	8 of 9	
Drawing Number	W1097B-ARP-DRG-ETR-001308			Revision
				A04



SECTION WORK NO. 1C
(REALIGNMENT OF EXISTING RAILWAY)



LIST OF WORKS SHOWN ON THIS DRAWING

WORK NO. 1C - REALIGNMENT OF EXISTING RAILWAY

Legend/Notes

1. FOR CORRESPONDING WORKS PLAN SEE WORKS PLAN SHEET 1 (REF. DRAWING NO. 674946.BQ.42.01-307).
2. FOR NON-SUPERELEVATED TRACK, LOWER SURFACE OF RAIL USED TO INDICATE PROPOSED LEVELS.
3. WHEN THE TRACK HAS SUPERELEVATION (CANT), AN AVERAGE LEVEL IS SHOWN.

Rev	Date	Description of Revisions	Drawn	Chkd	Appr
A03	23/09/19	FOR DCO APPLICATION	JB	RS	RS
Status					Suitability
FIT FOR INFORMATION					S2



Contractor(s)

ARUP
63 St Thomas Street
Bristol BS1 6JZ
Tel +44(0)117 976 5432 Fax +44(0)117 976 5433
www.arup.com

Project

METROWEST PHASE 1

Drawing Title

LONGITUDINAL PROFILE OF RAILWAY ALIGNMENT SECTIONS PLANS - SHEET 9

Designed	J. BACINSKI	Signed	Date	23/09/19
Drawn	J. BACINSKI	Signed	Date	23/09/19
Checked	R. SNELL	Signed	Date	23/09/19
Approved	R. SNELL	Signed	Date	23/09/19

Scale(s)	Route Section	ELR & Mileage
As Shown	POD	125M 68ch

Alternative Reference	Sheet
	9 of 9

Drawing Number	Revision
W1097B-ARP-DRG-ETR-001309	A03